


Year R: Our Learning

Friday 19th June 2026



Messages for Parents/Carers –


Next week on Friday 26th we will be learning about the Hindu celebration of Raksha Bandhan. This festival celebrates special relationships like that between brothers and sisters. We would love to see photos, for show and tell next week, of the children with their brothers, sisters, cousins or close friends.



This week we are thinking all about **dinosaurs**. In your family can you complete some of these home learning challenges?


You can upload photos onto Tapestry. Please title your post My home learning.

We can't wait to see how much fun you have learning about **dinosaurs** at home!



Terrific talk words

unkind	mighty
sneaky	surprise
enormous	fright



Curious Crab

Can you make your own dinosaur fossils at home? You can do this with playdough, mud or even salt dough. Make a flat shape and then press a toy dinosaur into it or draw a dinosaur shape. If you leave it to dry out it will look like a real fossil.



Trying Turtle



A scientist who studies dinosaurs is called a palaeontologist. Can you make your own science dig site? You could do this by putting soil/compost or sand in a container and asking your grown up to hide small objects like toy animals, shells or stones in it. Can you use a teaspoon to carefully dig in your science site to find the hidden objects?

Solving starfish

Can you help the dinosaur to solve the problem by ordering the numbers correctly?

Can you challenge yourself to order numbers to 20, 30 or 50? Can you challenge yourself to order the numbers forwards and then backwards?

<https://www.ictgames.com/mobilePage/dinoSorts/index.html>



Our **phonics** the sounds that we have been learning in school this week are **ur** and **ow**

Our **tricky words** that we have been revising this week are **come**, **do** and **so**

Our **maths** learning this week has been about **ordering numbers to 20** and **revising number bonds to 10**.