


 n  l  d  d
= In the city



El objetivo:

- To link the spelling, sound and meaning of 6 places in town.



Para triunfar:

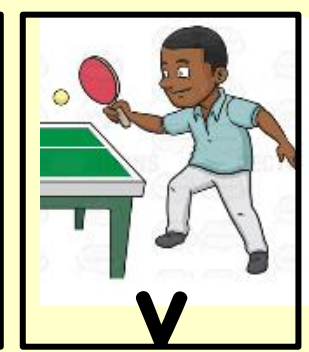




Use phonic knowledge to say and write place nouns in Spanish.

Match nouns and pictures.

Find the correct word for the place in town.









★ Apply the correct indefinite article:
un/una.

- In this lesson you will need:
 - Paper
 - A pencil
- How many Spanish phonic sounds can you say aloud on the next slide?












- How did you do?
- Use your phonic knowledge to say the place nouns on the next slide.
- The first one is quite long in English and Spanish:
Shopping centre.







Say the place nouns using your phonic knowledge.





1.  nt    m     l















2.   t    

3.  n  







4.   t  d   




5. p   n  







6. pl    






1.  nt    m     l







2.   t    









3.  n  

4.   t  d   







5. p   t  n  



6. pl    







Go to this link to listen and repeat the Spanish for places in town:
<https://basset-green-primary-school.secure-primariesite.net/year-4/>





1.  nt    m     l







2.   t    

3.  n  

4.   t  d   

5. p   n  

6. pl    

Use your phonic knowledge to spell each place in town with your pencil and paper.

Answers:

1. Centro comercial



2. Castillo



3. Cine



4. Estadio



5. Piscina



6. Playa



Don't worry if you spelled this as "plaia", it could have been!

Match the place nouns and pictures.

1. estadio

2. playa

3. castillo

4. cine

5. centro comercial

6. piscina

A



B



C



D



E



F



How do you think you did?

Ready for the answers?

Match the place nouns and pictures.

1. estadio F

2. playa C

3. castillo E

4. cine B

5. centro comercial A

6. piscina D

A



B



C



D



E



F



Which word is correct for each picture?

estadio

playa

castillo

cine

centro comercial

piscina



Recap!

1. Centro comercial



2. Castillo



3. Cine



4. Estadio



5. Piscina



6. Playa



Challenge: Can you identify some nouns which need masculine "un" and those which need feminine "una"?

Tip:
Look at
the last
letter.

Answers:

1. un centro comercial



2. un castillo



3. un cine



4. un estadio



5. una piscina



6. una playa



¡Fenomenal!
Well done
for
completing
your Spanish
lesson.